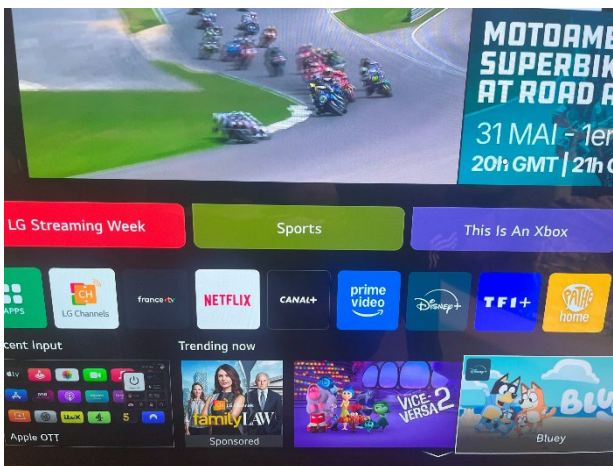


Television Controls



Turn on the television using the LG remote control - the following screen will be displayed



From here you can access LG Channels, Netflix, Prime etc.

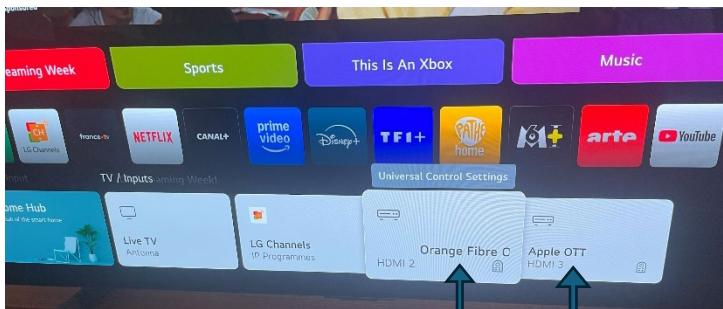
You will need to log in using your own account id and password.

Input Source



Pressing the button, circled above, will enable you to change the input source

The following screen will be displayed



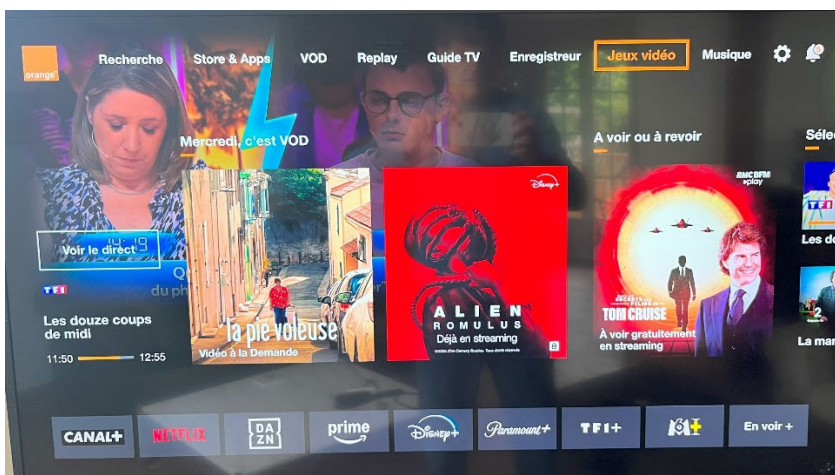
For French Channels click here

For English Channels click here

This will connect to Orange TV

This will connect to the Apple TV box

For Orange TV the following screen will be displayed, Navigate as required, using the Orange remote control



For Channels available on the Apple TV box the following screen will be displayed.




Access channels, bbc iplayer, itvx etc using the apple tv remote control.

You have the Siri button on the right hand side



Note: in order to access UK TV channels, a UK IP address needs to be assigned to the apple box, this is done using the Nord VPN app. This is already set up, but if you encounter any errors saying “not available in this country/region”, you will need to check the Nord VPN settings

Select the Nord VPN icon, using the apple control



It should state Connected to United Kingdom as shown below



If not select the United Kingdom icon.

If it is already connected and you are having difficulties, select disconnect then select the United Kingdom icon